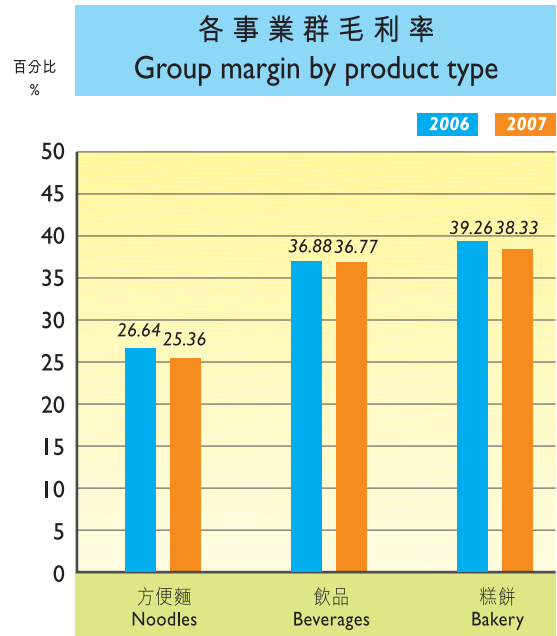
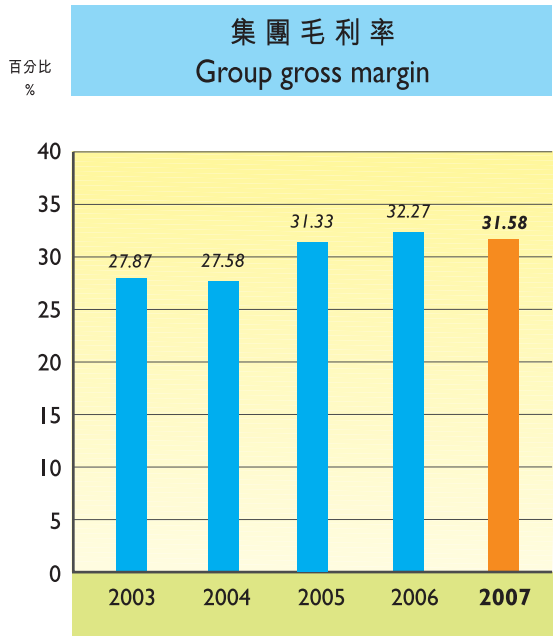
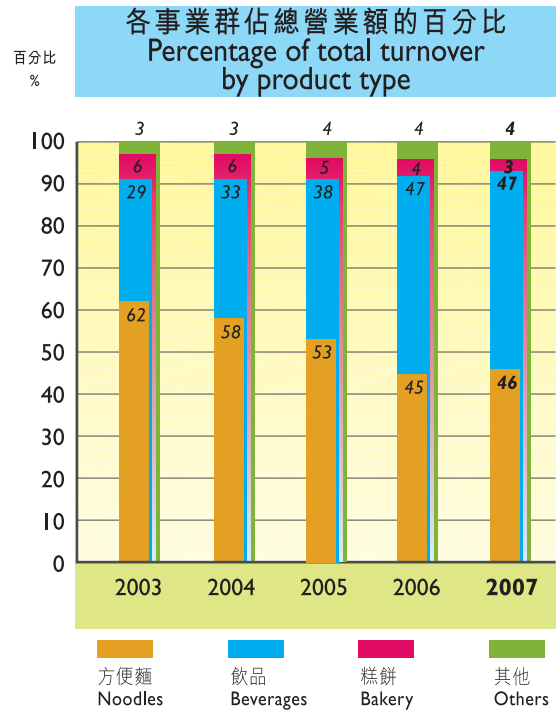
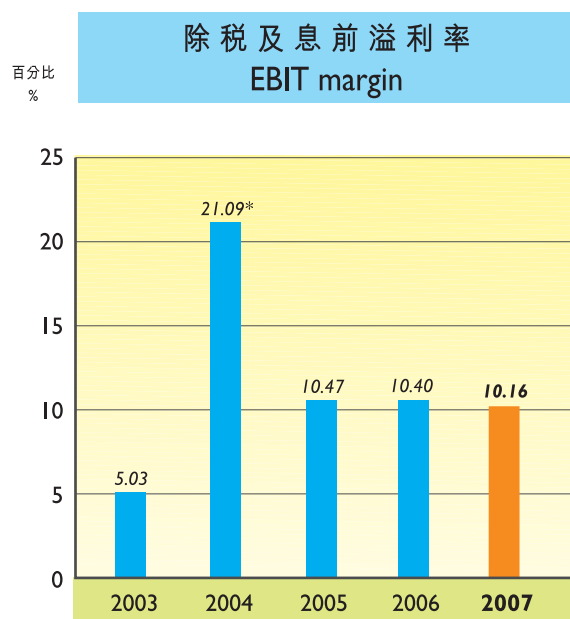




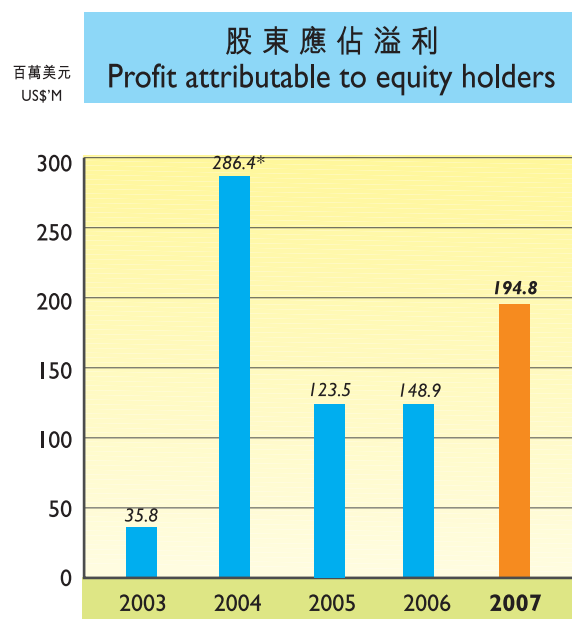
財務要點 Financial Highlights



財務要點 Financial Highlights



* 含出讓附屬公司部份權益之特殊收益為273百萬美元



* Include US\$273 million capital gain from the disposal of partial interests in subsidiaries

主要財務數據

Major Financial Data

	2007	年度變動 Year on Year change
營業額/千美元	3,215,404	+37.90%
EBITDA/千美元(邊際率)	478,306 (14.88%)	+35.49%
經營溢利/千美元(邊際率)	328,583 (10.22%)	+36.50%
本公司股東應佔溢利/千美元(邊際率)	194,837 (6.06%)	+30.83%
每股溢利/美仙	3.49	+30.83%
總資產報酬率(EBIT相對於平均總資產)	15.65%	+1.33ppt
本公司股東報酬率(本公司股東應佔溢利相對於其平均淨資產)	20.08%	+3.39ppt
經營活動所得現金淨額/千美元	486,985	+22.42%
製成品周轉期/天	8.95	↓ 0.97 days
應收賬款周轉期/天	11.84	↓ 2.16 days
負債與資本比率/倍(淨借貸相對於股東權益)	0.15	+32.71%
負債比率/%(總負債相對於總資產)	45.10%	+4.77ppt