

CONSOLIDATED INCOME STATEMENT

		截至十二月三十一日止年度				
		For the years ended 31 December				
		2014	2013	2012	2011	2010
				(經重列)		
				(Restated)		
		千美元	千美元	千美元	千美元	千美元
		US\$'000	US\$'000	US\$'000	US\$'000	US\$'000
營業額	Turnover	10,237,982	10,940,996	9,211,852	7,866,580	6,681,482
除稅前溢利	Profit before taxation	693,569	722,990	832,482	662,976	746,774
稅項	Taxation	(208,820)	(228,679)	(227,763)	(163,272)	(134,200)
本年度溢利	Profit for the year	484,749	494,311	604,719	499,704	612,574
應佔溢利	Profit attributable to:					
本公司股東	Owners of the Company	400,482	408,544	458,622	419,545	476,787
少數權益股東	Non-controlling interests	84,267	85,767	146,097	80,159	135,787
本年度溢利	Profit for the year	484,749	494,311	604,719	499,704	612,574
股息	Dividends	200,054	204,269	180,091	209,629	238,556
		美仙	美仙	美仙	美仙	美仙
		US cents	US cents	US cents	US cents	US cents
每股溢利	Earnings per share					
基本	Basic	7.15	7.30	8.20	7.51	8.53
攤薄	Diluted	7.13	7.28	8.17	7.47	8.50

財務摘要

Financial Summary

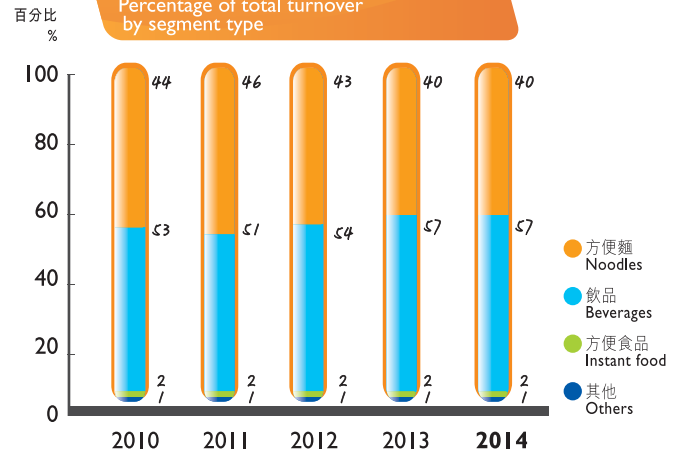
CONSOLIDATED STATEMENT OF FINANCIAL POSITION

		於十二月三十一日				
		As at 31 December				
		2014	2013	2012	2011	2010
				(經重列)	(經重列)	
				(Restated)	(Restated)	
		千美元	千美元	千美元	千美元	千美元
		US\$'000	US\$'000	US\$'000	US\$'000	US\$'000
物業、機器及設備	Property, plant and equipment	5,859,905	5,485,100	5,001,736	4,029,872	2,922,936
土地租約溢價	Prepaid lease payments	737,387	318,961	284,040	186,276	117,799
聯營公司權益	Interests in associates	31,973	29,050	21,324	—	—
合營公司權益	Interests in joint ventures	74,153	80,276	63,114	—	—
無形資產	Intangible asset	27,305	28,058	28,811	—	—
其他非流動資產	Other non-current assets	132,061	72,788	105,806	156,598	163,110
淨流動負債	Net current liabilities	(1,293,211)	(1,215,366)	(826,079)	(991,942)	(612,947)
非流動負債	Non-current liabilities	(1,473,909)	(872,480)	(1,189,567)	(714,204)	(294,312)
分類為持作出售資產	Assets classified as held for sale	—	—	—	—	75,221
分類為持作出售 資產之相關負債	Liabilities associated with assets classified as held for sale	—	—	—	—	(2,620)
淨資產	Net assets	4,095,664	3,926,387	3,489,185	2,666,000	2,369,187
發行股本	Issued capital	28,019	27,982	27,964	27,951	27,934
儲備	Reserves	3,005,538	2,852,310	2,516,186	2,056,198	1,793,324
少數股東權益	Non-controlling interests	1,062,107	1,046,095	945,035	582,451	547,929
股東權益總額	Total equity	4,095,664	3,926,387	3,489,185	2,666,000	2,369,187

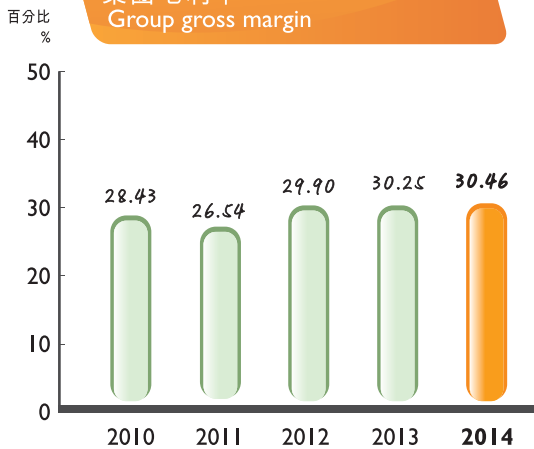
集團營業額
Group turnover



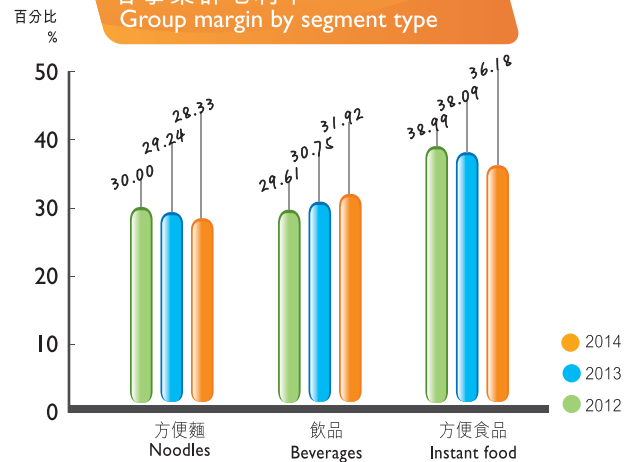
各事業群佔總營業額的百分比
Percentage of total turnover by segment type



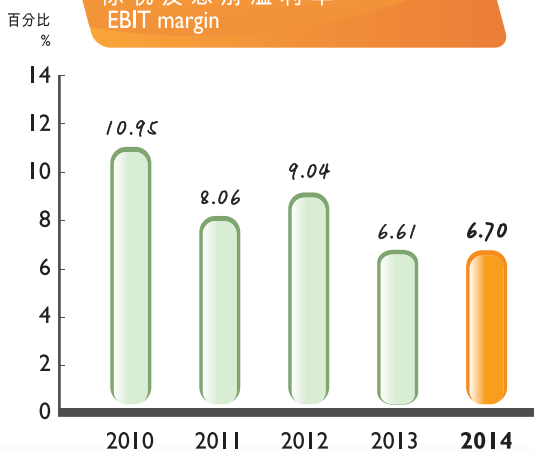
集團毛利率
Group gross margin



各事業群毛利率
Group margin by segment type



除稅及息前溢利率
EBIT margin



股東應佔溢利
Profit attributable to owners of the Company

